



## Timber Finishes Guide





# High Performance Timber Finishes

*Intergrain* products have been designed to protect the natural beauty of timber. They are recognised as Australia's high performance, environmentally responsible timber finishes.

## Inspired by Professionals Chosen by Professionals

*Intergrain* products are designed for the demands of Architects, Landscape Architects, Trade Painters and Professional Applicators. Because the attractive finishes are environmentally responsible and give long-lasting performance, they are widely specified by industry professionals for commercial and residential timber projects.

As the organisation behind the *Intergrain Timber Vision Awards*, *Intergrain* celebrates the innovative use of timber in modern architecture and landscape design. See awards entrants and for inspiration for your project at [www.intergrain.com.au](http://www.intergrain.com.au).



## #Environmentally Responsible

Traditional timber finishes contain Volatile Organic Compounds (VOCs) which are greenhouse gas carbon emissions that evaporate into the atmosphere as the coating dries. These compounds are usually petrochemical solvents which are characterised by strong chemical fumes that contribute to air pollution. *Intergrain's* water based products emit substantially less VOCs, meaning that they are the environmentally responsible option – without compromising on performance.



green building council australia  
MEMBER

## Made and Tested for Australian Conditions

With world-class resources and access to the latest technological developments, *Intergrain* is continually redefining the performance expectations of timber finishes. *Intergrain* is proudly manufactured in Dandenong, Victoria.

All *Intergrain* products are tested on a range of timber species, including unique Australian species, at three NATA (National Association of Testing Authorities) sites across the country. You can be confident that they can stand up to the harshest conditions and continue to perform at the highest standard.



# Contents

## Exterior

|                 |      |
|-----------------|------|
| Project Guide   | 4    |
| Timber Types    | 5    |
| Preparation     | 6–8  |
| Oils and Stains | 9–11 |
| Finishes        | 13   |
| Clears          | 14   |
| Maintenance     | 15   |

## Interior

|               |    |
|---------------|----|
| Project Guide | 4  |
| Timber Types  | 5  |
| Flooring      | 16 |
| Clears        | 16 |






# Project Guide

## Exterior projects



### Decking, Walkways & Stairs

|                     |         |
|---------------------|---------|
| UltraDeck           | Page 9  |
| Nature's Timber Oil | Page 9  |
| NaturalStain        | Page 10 |
| DWD                 | Page 13 |
| UltraGrip*          | Page 14 |



### Doors & Window Frames

|                     |         |
|---------------------|---------|
| NaturalStain        | Page 10 |
| DWD                 | Page 13 |
| UltraClear Exterior | Page 14 |



### Fences, Gates, Screens, Railings & Features

|                     |         |
|---------------------|---------|
| UltraDeck           | Page 9  |
| Nature's Timber Oil | Page 9  |
| NaturalStain        | Page 10 |
| DWD                 | Page 13 |
| UltraClear Exterior | Page 14 |



### Garage Doors


|              |         |
|--------------|---------|
| UltraDeck    | Page 9  |
| NaturalStain | Page 10 |
| DWD          | Page 13 |



### Outdoor Furniture

|                     |         |
|---------------------|---------|
| UltraDeck           | Page 9  |
| Nature's Timber Oil | Page 9  |
| NaturalStain        | Page 10 |

## Interior projects




### Flooring & Stairs

|            |         |
|------------|---------|
| UltraGrip* | Page 14 |
| UltraFloor | Page 16 |



### Doors, Windows, Trim & Furniture

|                     |         |
|---------------------|---------|
| NaturalStain        | Page 10 |
| UltraClear Interior | Page 16 |



### Features

|                     |         |
|---------------------|---------|
| NaturalStain        | Page 10 |
| UltraClear Interior | Page 16 |

\*UltraGrip slip resistant additive for use with **UltraDeck**, **NaturalStain**, **DWD** and **UltraFloor Satin**.  
For more detailed specifications on woodcare products, please visit [duspec.com.au](http://duspec.com.au)

# Timber Types

There are two main types of timber, softwood and hardwood. These terms are not an indication of the hardness of the wood but refer to the type of seed the tree produces. For example, pine is a softwood tree, eucalyptus and balsa are hardwood trees. Ensure that a dust mask is worn when sanding timber as the dust can irritate the breathing passages.



**Intergrain** recommends the use of recycled and sustainable timbers certified by the Australian Forestry Standard (AFS) and Forest Stewardship Council (FSC).

| Type  | Description   | Common uses  |
|---|---|--|
|    | <b>Blackbutt</b><br>Australian hardwood. Strong, durable timber that ranges from golden yellow to pale brown in colour. Even texture and generally straight grain make it appealing for interior use applications.  | Flooring, decking, structural cladding.  |
|    | <b>Brush Box</b><br>Australian hard, dense, pinkish grey to reddish brown timber with a natural waxiness.   | Flooring, furniture, cladding and fences.  |
|    | <b>Cypress Pine</b><br>Australian softwood, despite its apparent hardness. Pale yellow to variegated browns in colour. Fine, even texture but knots are very common. Brittle and prone to fine surface checking. Can be worked to a very high polish and takes most finishes well after de-oiling.  | Flooring, panelling, decking and structural timber.  |
|   | <b>Grey Ironbark</b><br>Australian hardwood. A particularly hard, strong and durable wood that ranges from light grey or light chocolate with occasional darker reds and browns.  | Flooring, decking.   |
|  | <b>Jarrah</b><br>Australian hardwood. Heavy, tough with a distinctive dark red colouration. Can be highly polished and accepts most finishes well.  | Flooring, panelling, joinery, decking and furniture.   |
|  | <b>Merbau (Kwila)</b><br>South East Asian rainforest hardwood. Durable, dark reddish brown timber that is high in tannin content. May require repeat applications of <b>Reviva</b> .  | Decking, fences, flooring and panelling.   |
|  | <b>Oregon</b><br>North American softwood, also grown in New Zealand. Yellow brown to pale reddish brown, with a high resin content that can crystallise on the surface. Scrape off crystals before coating.   | Pergolas and structural framing.   |
|  | <b>Radiata Pine</b><br>A common plantation softwood ideal for staining. A pale yellow wood that is suitable for interior use only, unless preservative treated (ie. Treated Pine).  | Furniture, wall or ceiling lining boards, plywood, particle board and general construction.  |
|  | <b>Spotted Gum</b><br>Australian hardwood. A very dense, oily wood that ranges from pale to dark brown. Note: Spotted Gum is often present in decking timber sold as 'mixed hardwood'.  | Flooring, cladding, decking, fencing, landscaping, retaining walls and as structural timber. |
|  | <b>Teak</b><br>Asian hardwood. Golden brown with a waxy or greasy feel. Most commonly seen in furniture.  | Furniture, veneers and ship's decking.   |
|  | <b>Treated Pine</b><br>Radiata Pine that has been pressure treated to resist decay, termites and fungi. This treatment involves saturating the timber, so it is essential to leave Treated Pine to dry properly before staining.  | Decks, pergolas and fences.  |
|  | <b>Victorian Ash (Tasmanian Oak)</b><br>Australian hardwood. Not actually a species in its own right, Victorian Ash is the trade name for a blend of Mountain Ash and Alpine Ash. Another trade name for this blend is Tasmanian Oak. Colour varies from pale pink to pale yellow.  | Flooring, cupboards, wall panelling and furniture.   |
|  | <b>Western Red Cedar</b><br>North American softwood. Pale to dark brown wood that is easy to work with. Readily accepts stains and coatings. The uncoated surface will weather (go grey) more dramatically than any other external timber. To stop premature surface failure and aid coating adhesion, Western Red Cedar should be cleaned and coated upon delivery with one coat of product. | Window frames, garage doors and cladding.  |

# New Bare Timber Preparation

## How to skip weathering New advice for bare timber

With **Intergrain PowerPrep**, you don't need to wait 4–6 weeks to weather new bare timber before coating.

Use **Intergrain PowerPrep** and then **Reviva** to avoid the weathering process and coat immediately.

Extensive testing under Australian conditions proves that this process does not compromise the performance or durability of the **Intergrain** coating.

### There are now two options for coating new bare timber.



#### Option 1:

Allow timber to weather for approximately 4 – 6 weeks until leaching of the tannins and oils has ceased, clean with **Reviva**, remove excess pooled water and ensure surface is clean, then coat with preferred **Intergrain** finish.



#### Option 2:

To coat new bare timber immediately, treat timber with **Intergrain PowerPrep** closely following label instructions. **PowerPrep** will draw out tannins and oils quickly and remove them from the timber surface. Clean with **Reviva**, remove excess pooled water and ensure surface is clean, then coat with preferred **Intergrain** finish. **IMPORTANT: You must always use Reviva after PowerPrep.**




# Exterior Timber Preparation

## Protecting Your Timber

Timber, as a product of nature, is subject to fungal attack, degradation from UV light, expansion and contraction with varying moisture levels, variations in density and oil, tannin and resin content. All these characteristics impose considerable demand on timber finishes. Preparation is vital for achieving the longest life span possible from your **Intergrain** timber finish.

### Prepared vs. unprepared



### Timber preparation steps:

| STEP     | New timber   | Previously painted, stained or oiled   |   | Weathered, grey or mould affected timber   |
|----------|--|--|---|--|
|          |  | Coating in poor condition  | Coating in sound condition  |  |
|          |  |  |   |  |
| <b>1</b> | <p><b>Option 1:</b><br/>Allow timber to weather for approximately four to six weeks until leaching of the tannins and oils has ceased.</p> <p><b>Option 2:</b><br/>To coat new bare timber immediately, treat timber with <b>Intergrain PowerPrep</b> to draw out tannin and oils quickly and remove them from the timber surface.</p> | Use <b>Intergrain PowerPrep</b> to remove old or weathered coatings OR to maintain existing coating proceed to Step 2. | Remove back to bare substrate by either sanding or using <b>Intergrain Liquid 8 Timber Stripper</b> with power washing. | Proceed to Step 2 OR for best results and for severely weathered or mouldy timber, sand timber to a fresh surface and remove sanding dust. |
| <b>2</b> | Clean with <b>Intergrain Reviva</b> according to label instructions.   |  |   |  |
| <b>3</b> | Perform water bead test according to label instructions. Repeat application of <b>Intergrain Reviva</b> if needed.   |  |   |  |
| <b>4</b> | In tropical or humid areas apply <b>Intergrain TSS Mould Preventer</b> according to label instructions.  |  |   |  |
| <b>5</b> | Fill nail holes and surface defects with <b>Intergrain Woodblend</b> according to label instructions.  |  |   |  |



# Preparation

## Remover

### PowerPrep™

- High strength liquid remover.
- Removes old or weathered timber finishes in poor condition.
- Draws out tannins and oils quickly and removes them from the timber surface.
- Requires subsequent cleaning with **Reviva** before applying a stain or oil.
- Ready-to-use: no mixing required.

**Use on:** All exterior timber including decking, outdoor furniture, weatherboards, pergolas, window frames, trim, fences and marine timbers. NOT suitable for interior timber.

Note: **PowerPrep** is not a paint and varnish stripper. To remove paint and other timber coatings that are in sound condition, use **Liquid 8 Timber Stripper**.



## Stabiliser & Primer

### Dimension 4® UltraPrimer™

- Timber stabilising pre-treatment and primer.
- Helps prolong the life of **Intergrain DVD** and other compatible coatings.
- Protects timber from staining, sun, water and mould damage during construction period and prior to coating.

**Use on:** All exterior timber including bare, clean, new or old, weatherboards, window frames, decking, pergolas and structural timbers.



## Cleaner

### Reviva® Timber Cleaner

- High strength timber cleaner.
- Contains oxalic and citric acid, for natural cleaning power.
- Cleans all timber ready for coating.

**Use on:** All exterior timber including decking, garden furniture, weatherboards, pergolas, window frames, trim, fences and marine timbers.



## Filler

### Woodblend™

- Water based timber and grain filler.
- Excellent durability and minimal shrinkage.
- Can be coated with water or oil based timber finishes and paints.
- Colours can be mixed to achieve custom shades.

**Use on:** All interior and exterior timber surfaces including weatherboards, decking, flooring and furniture. **Woodblend** can be used to fill nail holes, splits, knot holes and as a grain filler to give a smooth finish to timber surfaces.



## Timber Stripper

### Liquid 8® Timber Stripper

- High performance timber and paint stripper.
- NMP free formula for safer interior usage.
- Interior & exterior.
- Deep penetrating to remove multiple coats in a single application.

**Use on:** All interior and exterior timber, metal, brick and masonry surfaces.




### Woodblend™ Colours:



Vic Ash / Meranti



Jarrah / Merbau



Walnut / Dark Oak



Cypress / Cedar



Teak / Blackwood



Radiata Pine / Baltic

## Mould Preventer

### TSS™ Mould Preventer

- Use in humid, tropical and mould susceptible areas.
- Helps prevent mould growth.
- Ideal under **Intergrain** timber finishes.

**Use on:** All interior and exterior timber, new, bare or painted surfaces that may be susceptible to, or already contaminated by mould.





# Exterior Timber

## Oils

### UltraDeck®


A technologically advanced, water based, penetrating oil that significantly outlasts conventional oils in resistance to UV, water, and abrasion. **UltraDeck** contains unique **Hydroguard™** technology to guard timber against Australia's harsh conditions as well as the abrasive effects of foot traffic. The natural looking finish resists stain absorption and dirt and dust adhesion, helping timber stay clean. The result is timber that stays protected and looking fresh for significantly longer than traditional decking oils. **UltraDeck** can be applied to new bare timber immediately after cleaning while timber is still damp, and is available in a lightly pigmented natural colour or with mild timber tones to highlight the characteristics of popular timber species.

**Use on:** All exterior timber including decking, timber furniture, fences, doors and cladding. For a slip resistant finish add **Intergrain UltraGrip** slip resistance additive into each coat of **UltraDeck**.


### UltraDeck® Colours



Natural on Treated Pine



Natural on Merbau




Natural on Jarrah




Jarrah on Jarrah




Light Oak\* on Treated Pine



Teak\* on Merbau




Merbau on Merbau




Jarrah on Merbau




Dark Oak\* on Treated Pine



Mahogany\* on Merbau



Ebony\* on Merbau



Walnut\* on Merbau


Note: As a transparent oil, the final appearance of **UltraDeck** is affected by many factors, including the timber species and unique characteristics of timber within the species. The colour and timber species combinations above should be used as a guide only. To see what your unique timber species and colour combination would look like, pick up a 250ml sample pot to trial.

### Nature's Timber Oil™

Made from 95% naturally derived ingredients from sustainable sources, **Nature's Timber Oil** penetrates deeply to give a natural, protecting finish to exterior timber. The tung oil and pure wood turpentine in **Nature's Timber Oil** provide natural resistance to the destructive effects of UV, water and mould, providing protection against peeling, cracking or flaking.

**Use on:** All exterior timber including decking, timber furniture, fences, doors and cladding.

### Nature's Timber Oil™ Colours




Merbau on Merbau




Natural on Merbau



Jarrah on Jarrah



Natural on Jarrah



Natural on Cypress Pine

\*Colours are achieved by tinting in store.

### Expert Tip

Pick up a 250ml sample pot to trial **UltraDeck**.





# Exterior Timber

## Stains

### NaturalStain™

**Intergrain NaturalStain** is a high performance, semi-transparent, water based stain designed to transform the colour of exterior timber.

**NaturalStain** is extremely durable and withstands wear on timber decking without the need for a top-coat. It can be applied to new bare timber immediately after cleaning (even while the timber is still damp).

**NaturalStain** contains unique **Hydroguard™** technology which adds significant protection to guard timber against Australia's harsh conditions as well as the abrasive effects of foot traffic. The advanced finish resists stain absorption and dirt and dust adhesion, helping timber stay clean. The result is timber that stays protected and looking fresh for significantly longer than traditional decking stains.

**NaturalStain** is available in a wide range of timber colour options to cater for individual designs or to give Treated Pine the appearance of another timber species.

**Use on:** All exterior timber including decking, timber furniture, fences, doors and cladding. **NaturalStain** can also be used on interior surfaces. Interior floors will require a topcoat of **UltraFloor**, whilst interior trim should be coated with **UltraClear Interior**. For a slip resistant finish add **Intergrain UltraGrip** slip resistance additive into each coat of **NaturalStain**.

#### Expert Tip

Pick up a 250ml sample pot to trial **NaturalStain**.



## Case Study

### Qualia, Hamilton Island, QLD.

**UltraDeck** and **NaturalStain** have been used extensively on timber decking, beams and outdoor furniture at Qualia, a 6 star world class luxury resort in the Whitsundays.

The advanced water based coatings protect the timber from tropical North Queensland's harsh conditions, and unique **Hydroguard™** Technology resists water, dirt, dust and stains to keep the timber looking fresh for longer.




## NaturalStain™ Colours




Cedar/Cypress <sup>DC</sup>



Cedar/Cypress <sup>TP</sup>



Merbau <sup>TP</sup>



Merbau <sup>M</sup>



Redwood <sup>DC</sup>




Redwood <sup>TP</sup>



Dark Oak <sup>TP\*</sup>



Light Oak <sup>TP\*</sup>



Teak <sup>DC\*</sup>




Teak <sup>TP\*</sup>




Walnut <sup>TP\*</sup>




Mahogany <sup>TP\*</sup>




Jarrah/Redgum <sup>DC</sup>




Jarrah/Redgum <sup>TP</sup>




Ebony <sup>TP\*</sup>



Rich Chocolate <sup>TP\*</sup>



Charcoal <sup>DC</sup>




Charcoal <sup>TP</sup>



Bondi Sand <sup>TP\*</sup>



Frosted White <sup>TP\*</sup>



Driftwood/Weathered Cedar <sup>DC\*</sup>



Driftwood/Weathered Cedar <sup>TP\*</sup>



Silver Fir <sup>TP\*</sup>



Iced White <sup>TP\*</sup>

**TP** – Shown on Treated Pine; **M** – Shown on Merbau; **DC** – Shown on Dressed Cedar; \*Colours are achieved by tinting in store.

Note: As a semi transparent stain, the final appearance of **NaturalStain** is affected by many factors including the timber species and unique characteristics of timber within the species. The colour and timber species combinations above should be used as a guide only. To see what your unique timber species and colour combination would look like, pick up a 250ml sample pot to trial.





# Case Study

## Chelsea Flower Show, London.

*Intergrain* has featured on the Fleming's Trailfinders Australian Garden at the Chelsea Flower Show in London since 2008. In 2013, the Australian Garden was awarded a GOLD medal and Best in Show – a feat never before achieved by an Australian team!

Designed by sustainable landscaper Phillip Johnson, The Australian Garden showcased Australia's natural beauty. The 'sunset platform', boardwalk and 'studio', designed by Melbourne-based architecture firm Studio 505, were central features of the garden's design. The deck and boardwalk were protected and enhanced with *Intergrain UltraDeck*, and *Intergrain NaturalStain* was used to transform the studio into a show stopping design feature. *Intergrain*'s water based, environmentally responsible timber coatings were a perfect fit for Phillip Johnson's environmental approach to landscape design.



Fleming's and Trailfinders Australian Garden, designed by Phillip Johnson.



# Exterior Timber

## Finishes

### DWD®

**DWD** is a high performance, low sheen, transparent water based exterior finish formulated to retain the natural appearance of timber decking and all other exterior timber. **DWD** is designed to protect timber with a tough, weather resistant finish of superior durability for Australian conditions. **DWD** has excellent UV, water and mould resistance, is low odour, and available in a range of tinted colours.

Note: The UV absorber system in **DWD** will impart a transparent, golden orange-brown tint. Test for colour suitability before proceeding. Do NOT use on reeded/grooved decks.

**Use on:** All exterior timber including decking, timber furniture, fences, doors and cladding. For a slip resistant finish add **Intergrain UltraGrip** slip resistance additive into each coat of **DWD**.




### DWD® colours



\*Standard




Teak



Jarrah



Merbau



Ebony

Colours shown on dressed cedar. \*Standard is the colour of **DWD** untinted. Other colours are achieved by tinting Standard **DWD** in store.

## The **DWD**® Enhanced TriShield™ Application System

Always apply **DWD** to the following process to ensure maximum lifespan from the coating.



### Stage 1 Reviva®

ENHANCED TRISHIELD™  
APPLICATION SYSTEM^

#### Preparation: Reviva®

Always clean timber with **Intergrain Reviva** timber cleaner. **Reviva** should always be used when coating for the first time, or when conducting maintenance coats. The powerful agents in **Reviva** help to remove a wide variety of contaminants that can build on the surface of timber, which may prevent **DWD** from properly adhering to the timber and lead to blistering and peeling.



### Stage 2 Ultra Primer™

ENHANCED TRISHIELD™  
APPLICATION SYSTEM

#### Primer: Dimension 4® UltraPrimer™

Prime bare timber with one generous or two wet-on-wet coats of **Dimension 4 UltraPrimer**.

**Dimension 4 UltraPrimer** is an essential pre-treatment that ensures **DWD** will adhere to the timber.



### Stage 3 DWD™

ENHANCED TRISHIELD™  
APPLICATION SYSTEM

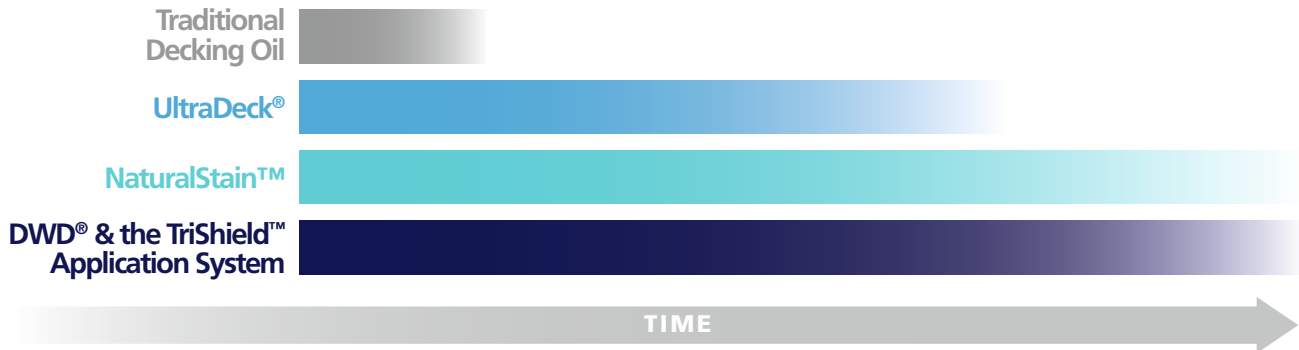
#### Finishing: DWD®

Apply three coats of **DWD** with a quality brush or applicator.

A fourth coat is recommended where there are extreme exposures such as full sun or coastal properties.

# Exterior Timber

## Life Span of Intergrain Timber Finishes



**Note:** The above life expectancy is based on the completion of the recommended preparation, the application of the correct film thickness, and all elements being the same including timber type, porosity, age and degree of exposure.

## Slip Resistance

### UltraGrip™

A slip resistant additive that has been formulated for use in **UltraDeck**, **NaturalStain**, **DWD** and **UltraFloor Satin**. When added to **UltraDeck**, **NaturalStain** and **DWD**, **UltraGrip** will reduce the tendency for decking and timber walkways to become slippery when wet. When added to **UltraFloor Satin**, **UltraGrip** will provide a slip resistant surface for timber stairs, floors and ramps.



**Use on:** Interior floors, stairs and ramps. Exterior decks, wet areas, stairs and ramps.

## Clears

### UltraClear™ Exterior

A tough, clear, marine grade water based timber finish providing superior protection against the weather and UV radiation. Available in gloss and satin, **UltraClear Exterior** will not yellow like oil based coatings. **NaturalStain** can be overcoated with **UltraClear Exterior** for a gloss or a satin finish, and for extra protection.



**Use on:** Exterior timber including doors, window frames and trims. **UltraClear Exterior** can also be used on the inside of exterior doors and window frames. Note: **UltraClear Exterior** is not suitable for heavy wear surfaces (such as decks and walkways). For these areas use **UltraDeck**, **NaturalStain**, **Nature's Timber Oil** or **DWD**.





# Maintenance

## Annual Maintenance Inspection

For ease of maintenance conduct a routine 12 monthly inspection. Best protection of the timber and ease of maintenance is ensured if the timber finish is recoated before deterioration of the coating and timber underneath occurs.

## Maintenance Program



### UltraDeck® and Nature's Timber Oil™

The first indication of the need for recoating will be observed as signs of dryness and loss of colour. Clean the timber thoroughly with **Reviva** and recoat with **UltraDeck**, or **Nature's Timber Oil**, following application instructions.



### DWD® and UltraClear™ Exterior

The first indication of the need for recoating will be observed as patchiness or thinning of the surface coating on edges and areas where insufficient product has been applied.

If small areas of timber have weathered through to cause deterioration of the coating, clean area thoroughly with **Reviva**, sand, remove sanding dust. For **UltraClear Exterior**, recoat as for bare timber. For **DWD**, coat using the **DWD TriShield** Application System.

For large weathered areas remove the timber finish with **Liquid 8 Timber Stripper** and power washing or sand, then remove sanding dust. For **UltraClear Exterior** coat as for bare timber, for **DWD** coat using the **DWD TriShield** Application System.

To recoat the timber finish which is in good condition, clean the surface with **Reviva** and apply one coat of the timber finish.



### NaturalStain™

#### Timber showing mild colour fade

Mild colour fade is the first sign of need to recoat. To refresh the look of **NaturalStain** and add timber protection without significantly developing the colour, clean the surface with **Reviva** and apply one coat of **Intergrain NaturalStain Rejuvenator**.

**IMPORTANT:** Repeat application of **NaturalStain Rejuvenator** as often as required. **NaturalStain Rejuvenator** provides less protection than **NaturalStain**, and needs to be re-applied more frequently than a single maintenance coat of **NaturalStain**. NOT suitable for use over colours tinted from **NaturalStain Tint Base**.

#### Timber in good condition

If timber is in good condition with patchiness or significant discolouration, clean the surface with **Reviva** and apply one coat of **NaturalStain**. **Note:** Maintenance coats of **NaturalStain** will continue to develop the colour intensity.

#### Significantly grey or mouldy timber

For significantly grey or mouldy timber remove the timber finish with **Liquid 8 Timber Stripper** and power washing, or sanding, and coat as for bare timber.

# Interior Timber

## Flooring

### UltraFloor™

A commercial strength, extra tough, clear, water based polyurethane timber flooring finish that is available in gloss and satin. **UltraFloor** is fast drying and has excellent wear and scratch resistance. It preserves the natural colour of the timber and unlike oil based finishes, will not darken or yellow. For a slip resistant finish add **UltraGrip** to **UltraFloor Satin**.

**Use on:** Timber floors, stairs, parquetry and cork.



## Clears

### UltraClear™ Interior

A tough, water based, interior clear finish incorporating UV absorbers to give greater protection against darkening and yellowing of the timber. Available in gloss and satin, **UltraClear Interior** can be tinted to create a 'one step' stain and varnish that adds colour to timber whilst also providing a protective, durable top coat.

**Use on:** Interior timber including doors, windows, furniture and joinery.



### UltraClear™ Interior Colours



Baltic



Teak



Maple



Mushroom



Cedar



Mahogany



Liming White



Yellow Sand

Colours shown on Radiata Pine. These colours are only available in **UltraClear Interior** and need to be tinted in store.







# Case Study

## Emirates Wolgan Valley Luxury Resort, NSW.

Luxury timber-clad lodges constructed at the Emirates Wolgan Valley Resort & Spa have been treated with **UltraDeck** to ensure durability and long lasting natural beauty.

Emirates Wolgan Valley Resort & Spa is the first CarboNZero®™ certified resort in the world. Low VOC, water based **UltraDeck** was specified as it aligned perfectly with the resort's requirement for a high performance, environmentally responsible timber coating.



# Intergrain Product Guide

|             | Product   | Description   | Where to Use   | Gloss Level       |
|-------------|---|---|--|-------------------|
| INTERIOR    | <b>FLOORING</b>                                   |   |  |                   |
|             | <b>UltraFloor</b>                                 | A commercial strength, extra tough, clear, water based polyurethane timber flooring finish that preserves the natural colour of the timber and, unlike oil based finishes, will not darken or yellow.   | On timber floors, stairs, parquetry.   | Gloss Satin       |
|             | <b>CLEARs</b>                                     |   |  |                   |
|             | <b>UltraClear Interior</b>                        | A tough, water based, interior clear finish incorporating UV absorbers to give greater protection against darkening and yellowing of the timber. Tint to create a 'one step' stain and varnish that adds colour to timber whilst also providing a protective, durable clear top coat. | On interior timber including doors, windows, furniture and joinery. NOT suitable for flooring.   | Gloss Satin       |
| EXTERIOR    | <b>EXTERIOR TIMBER</b>                            |   |  |                   |
|             | <b>UltraDeck</b>                                  | A high performance, water based oil delivering an exceptionally durable, long lasting finish that enhances the characteristics of the timber grain and weathers naturally, without risk of cracking, blistering and peeling.  | On all structural and decorative exterior timber including decking, timber furniture, fences, doors and cladding.  | High Satin        |
|             | <b>Nature's Timber Oil</b>                        | A natural, penetrating oil that contains 95% sustainable ingredients including Tung Oil. <b>Nature's Timber Oil</b> gives a natural, traditional oiled timber finish.   | On all exterior timber including decking, walkways, railings, garden furniture and fences.   | Matt              |
|             | <b>NaturalStain</b>                               | A long lasting, semi-transparent, water based stain with outstanding durability. It weathers naturally and is ideal for changing the colour of Treated Pine and reviving faded timber.  | On all exterior timber including decking, weatherboards, window frames, shutters, garage doors, garden furniture, walkways and fences.   | Matt to Low Sheen |
|             | <b>DWD</b>  | <b>DWD</b> is a long-lasting and hard wearing timber coating that builds a lightly tinted transparent acrylic layer to protect exterior timber. Must be applied as per the <b>Trishield</b> Application System.   | On all exterior timber including doors, windows, decking, weatherboards, pergolas and fences.  | Low Sheen         |
|             | <b>UltraClear Exterior</b>                        | A tough, clear, marine grade water based timber finish that provides superior protection against the weather including UV radiation and will not yellow like oil based coatings.  | On exterior timber including doors, window frames and trims. <b>UltraClear Exterior</b> can also be used on the inside of exterior doors and window frames, and over <b>NaturalStain</b> for a gloss or satin finish. NOT suitable for decking.  | Gloss Satin       |
|             | <b>UltraGrip</b>                                  | A slip resistant additive that has been formulated for use in <b>UltraDeck</b> , <b>NaturalStain</b> , <b>DWD</b> and <b>UltraFloor Satin</b> to provide a high performance, long lasting, textured finish which provides slip resistance.  | On all decking and exterior timber walkways in <b>UltraDeck</b> , <b>NaturalStain</b> and <b>DWD</b> . Use on interior timber floors and stairs in <b>UltraFloor Satin</b> .   | N/A               |
|             | <b>EXTERIOR TIMBER MAINTENANCE</b>                |   |  |                   |
|             | <b>NaturalStain Rejuvenator</b>                   | A specially formulated coating that refreshes the look of <b>Intergrain NaturalStain</b> , adding timber protection without significantly developing the colour.  | For interior/exterior timber previously coated with Intergrain <b>NaturalStain</b> . IMPORTANT: Suitable over all <b>NaturalStain</b> colours except those tinted off <b>NaturalStain</b> Tint Base. NOT suitable for use on bare timber, as a standalone or first coating. Do NOT apply over <b>NaturalStain</b> top coated with <b>Intergrain UltraClear</b> or <b>Intergrain UltraFloor</b> , instead apply a maintenance coat of <b>UltraClear</b> or <b>UltraFloor</b> according to product label instructions. | Matt to Low Sheen |
| PREPARATION | <b>TIMBER CLEANERS &amp; PREPARATION PRODUCTS</b> |   |  |                   |
|             | <b>PowerPrep</b>                                  | A powerful, high strength liquid remover that lifts old or weathered clear or semi-transparent finishes and sealers from all exterior timber. Can be used with Reviva to skip weathering of new bare timber.  | On all exterior timber including decking, garden furniture, weatherboards, pergolas, window frames, trim, fences and marine timbers.   | N/A               |
|             | <b>Reviva</b>                                     | A high strength timber cleaner for restoring, cleaning and preparing all timber for coating.  | On all exterior timber including decking, garden furniture, weatherboards, pergolas, window frames, trim, fences and marine timbers.   | N/A               |
|             | <b>Liquid 8 Timber Stripper</b>                   | A fast acting, easy to use, water soluble gel timber finish and paint remover.  | On all interior and exterior timber, metal, brick and masonry surfaces.  | N/A               |
|             | <b>TSS Mould Preventer</b>                        | A pre-treatment for use on interior and exterior timber and painted surfaces in humid, tropical and mould susceptible areas.  | On all interior and exterior timber, new, bare or painted surfaces that may be susceptible to, or already contaminated by mould.   | N/A               |
|             | <b>Dimension 4 UltraPrimer</b>                    | An interior and exterior penetrating, water repellent, timber stabiliser for use as a primer under <b>DWD</b> and as a pre-treatment for prolonging the life of timber, by helping to prevent checking, splitting and staining.   | On all exterior timber including bare, clean, new or old, weatherboards, window frames, decking, pergolas and structural timbers.  | N/A               |
|             | <b>Woodblend</b>                                  | An interior and exterior water based timber and grain filler with excellent exterior durability and minimal shrinkage. Available in six intermixable colours.   | On all interior and exterior timber surfaces including weatherboards, decking, flooring and furniture.   | N/A               |



| Preparation Products  | Apply With                                     | No. of Coats   | Drying Time  | Sand Between Coats   | Coverage Rates (m <sup>2</sup> /L)                                  | Clean up         | Pack Sizes         |
|---|--|--|--|--|---|------------------|--------------------|
| Fill defects and nail holes with <b>Woodblend</b> .   | Brush, applicator or roller (8-10mm nap)       | 3-4  | Minimum recoat: 4 hours.<br>Light traffic: 12 hours.<br>Normal traffic: 72 hours.<br>Fully cured: 7 days.  | Yes. Lightly between coats to remove any raised grain and imperfections. | 10-12   | Water            | 1L, 4L, 10L        |
|   | Brush or spray                                 | 2-3  | Minimum recoat: 3 hours.<br>Min. harden before use: 24 hours.<br>Fully cured: 7 days.  | Yes. Lightly between coats to remove any raised grain and imperfections. | 12-14   | Water            | 1L, 4L             |
| Clean all timber with <b>Reviva</b> .<br>Fill defects and nail holes with <b>Woodblend</b> .<br>Treat with <b>TSS Mould Preventer</b> after cleaning in humid, tropical and mould susceptible areas.    | Brush, applicator or spray                     | 2-3<br>Note: if applied to new bare damp timber apply an additional coat.  | Minimum recoat: 4 hours.<br>Light traffic, with care: 12 hours.<br>Fully cured: 7 days.  | If necessary, sand lightly between coats to remove any raised grain.     | 10-14   | Water            | 250ml, 1L, 4L, 10L |
|   | Brush or applicator                            | 2<br>Note: Wait 30 minutes after the 2nd coat is applied and wipe off excess surface oil to ensure coating will dry. | Minimum recoat: 4 hours.<br>Light traffic, with care: 12 hours.<br>Fully cured: 7 days.  | No   | 6-10  | Hot, soapy water | 1L, 4L, 10L        |
|   | Brush, applicator or spray                     | 2-3<br>Note: if applied to new bare damp timber apply an additional coat.  | Minimum recoat: 2 hours.<br>Light traffic, with care: 24 hours.<br>Fully cured: 7 days.  | If necessary, sand lightly between coats to remove any raised grain.     | 6-12  | Water            | 250ml, 1L, 4L, 10L |
| Trishield application process<br><b>Step 1:</b> Clean with <b>Reviva</b><br><b>Step 2:</b> Prime with <b>Dimension 4 UltraPrimer</b><br><b>Step 3:</b> Apply min. 3 coats of <b>DWD</b>                 | Brush or spray                                 | 3-4  | Minimum recoat: 4 hours.<br>Light traffic, with care: 72 hours.<br>Fully cured: 7 days.  |  | Rough Sawn : 4-8<br>Sawn: 8-12<br>Dressed: 12-14                    | Water            | 1L, 4L, 10L        |
| Clean oily, tannin rich or marked timber with <b>Reviva</b> . Fill defects and nail holes with <b>Woodblend</b> . Treat with <b>TSS Mould Preventer</b> in humid, tropical and mould susceptible areas. | Brush, applicator or spray                     | 3-4  | Minimum recoat: 4 hours.<br>Fully cured: 7 days.   |  | 10-12   | Water            | 1L, 4L, 10L        |
| N/A   | N/A  | N/A  | Refer to <b>UltraDeck/ NaturalStain/ UltraFloor/ DWD</b> drying times.   | No   | N/A   | Water            | 200g, 500g         |
| Clean all timber with <b>Reviva</b> .   | Brush, applicator or spray                     | 1  | Light traffic, with care: 24 hours.<br>Fully cured: 7 days.  | N/A  | 6-12  | Water            | 1L, 4L             |
| N/A   | Stiff bristle broom<br>Do NOT use a wire brush | Normally 1 application. If stubborn areas remain, repeat application in those areas.                                 | Leave <b>PowerPrep</b> on the timber for 10-15 minutes. If necessary, apply more <b>PowerPrep</b> to keep timber damp throughout this period. Do NOT allow <b>PowerPrep</b> to dry on the surface. | N/A  | 1L of <b>PowerPrep</b> will treat approximately 4-6m <sup>2</sup> . | Water            | 1L, 4L, 10L        |
| N/A   | Stiff bristle brush or broom                   | Normally 1 application. Severe stains and tannin rich timbers may require a stronger or repeat applications.         | N/A  | N/A  | 1L concentrate diluted with 4L of water covers 5-10m <sup>2</sup> . | Water            | 1L, 4L, 10L        |
| N/A   | Brush  | 1 heavy coat (but stubborn stains may require 2).  | 15-20 minutes reaction time.   | N/A  | 0.5m <sup>2</sup> when applied 2mm thick on a horizontal surface    | Water            | 1L, 4L             |
|   | Brush, applicator or spray                     | 1  | Minimum overcoat: 24 hours.  | No   | Rough Sawn : 2-5<br>Sawn: 5-7<br>Dressed: 7-10                      | Water            | 1L, 4L             |
| Clean all bare timber with <b>Reviva</b> . Treat with <b>TSS Mould Preventer</b> after cleaning in humid, tropical and mould susceptible areas.   | Brush, applicator or spray                     | 1 heavy or 2 wet-on-wet.   | Minimum recoat: 4 hours.   | No   | Rough Sawn : 2-5<br>Sawn: 5-7<br>Dressed: 7-10                      | Water            | 1L, 4L, 10L        |
| N/A   | Putty knife                                    | Fill deep holes in 12mm stages.  | 2 hours (approx).<br>Deep holes may require longer.  | N/A  | Rough Sawn : 2-5<br>Sawn: 5-7<br>Dressed: 7-10                      | Water            | 180g, 800g         |

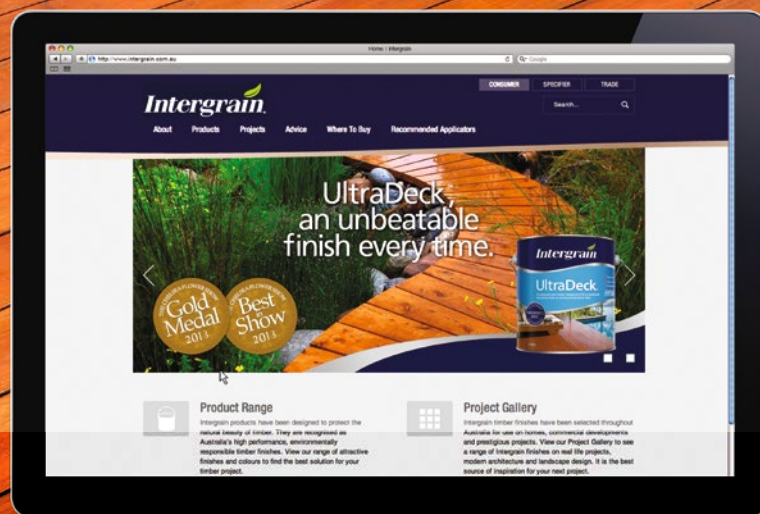




## Supported by the Intergrain Technical Team

Intergrain products are supported by a full backup service of technical assistance and advice provided by trained timber finish consultants. For enquiries regarding product selection, stockists and advice on application of *Intergrain* timber finishes:

Freecall: 1800 630 285 or visit [www.intergrain.com.au](http://www.intergrain.com.au)



The final appearance of transparent and semi-transparent stains is affected by many factors including timber colour and species, and the number of coats (the higher the number of coats, the darker the colour). This brochure should be used as an indicative guide of colour only. All drying times listed are based on a temperature of 20°C and 50% humidity. Variations from these conditions may extend or slow drying times.

© Intergrain, DWD, UltraDeck, Dimension 4, Reviva and Liquid 8 are registered trade marks. <sup>TM</sup> UltraFloor, UltraClear, UltraPrimer, Hydroguard, Nature's Timber Oil, TriShield, NaturalStain, UltraGrip, TSS, PowerPrep and Woodblend are trade marks.

Intergrain Timber Finishes. 1956 Dandenong Road, Clayton Victoria 3168.

This guide has been compiled by Intergrain Timber Finishes on the basis of current general information. It is your responsibility to assess and verify the accuracy, completeness and reliability of the information in this guide, and to seek professional advice where necessary. Intergrain Timber Finishes makes no representations or warranties of any kind with respect to this guide or its contents. Intergrain Timber Finishes, its related companies, directors, employees, shareholders, agents and other representatives will not, under any circumstances, be liable for any injury, loss or damage arising out of or related to the use of the information in this guide.